

IHCeasy[®] RICTOR Ready-To-Use IHC Kit

Catalog Number: **KHC2594**

General Information

Sample type:
FFPE tissue
Cited sample type:
Reactivity:
Human, Mouse, Rat
Cited Reactivity:

Assay type:
Immunohistochemistry
Primary antibody type:
Mouse Monoclonal
Secondary antibody type:
Polymer-HRP-Goat anti-Mouse

Kit Component

Component	Size	Concentration
Antigen Retrieval Buffer	100 mL	50×
Washing Buffer	100 mL ×2	20×
Blocking Buffer	5 mL	RTU
Primary Antibody	5 mL	RTU
Secondary Antibody	5 mL	RTU
Chromogen Component A	0.2 mL	RTU
Chromogen Component B	4 mL	RTU
Signal Enhancer	5 mL	RTU
Counter Staining Reagent	5 mL	RTU
Mounting Media	5 mL	RTU
Control Slide	1 slide (Optional)	FFPE
Datasheet	1 Copy	
Manual	1 Copy	

Storage Instructions

All the reagents are stored at 2-8°C. The kit is stable for 6 months from the date of receipt.

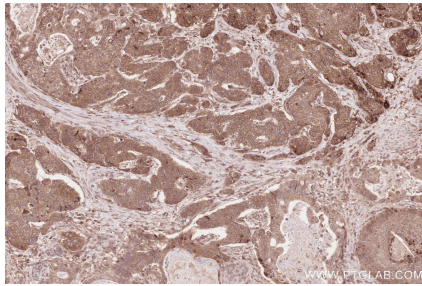
Background

RICTOR, is a key component of the mTOR complex 2 (mTORC2) and is required for phosphorylation of Akt at serine 473. RICTOR is the upstream kinase of several AGC kinase family members including AKT, SGK, S6K mutants and several PKC isoforms. Activation of RICTOR-mTORC2 modifies actin organization and promotes cell proliferation and survival. Rictor is overexpressed in several cancers leading to hyperactive mTORC2 and has been shown to play a causal role in glioma formation. Rictor expression has been demonstrated to be regulated transcriptionally and via protein degradation.

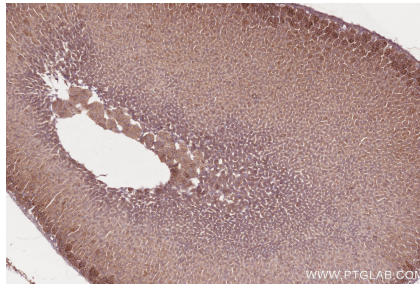
Synonyms

RICTOR, AVO3 homolog, hAVO3, KIAA1999, Rapamycin-insen

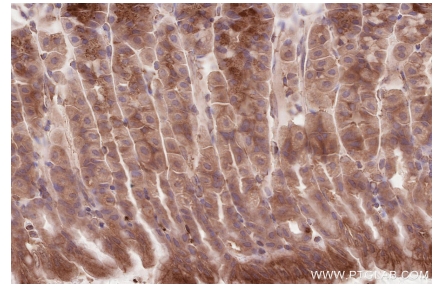
Selected Validation Data



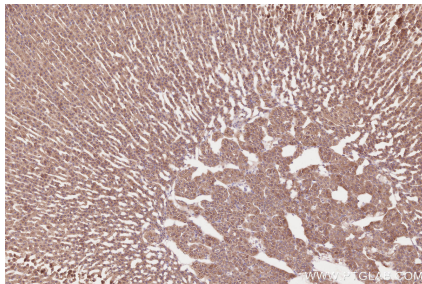
Immunohistochemical analysis of paraffin-embedded human stomach cancer tissue slide using KHC2594 (RICTOR IHC Kit).



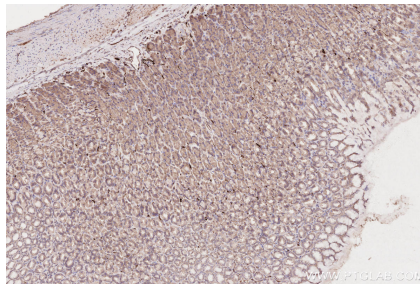
Immunohistochemical analysis of paraffin-embedded mouse adrenal gland tissue slide using KHC2594 (RICTOR IHC Kit).



Immunohistochemical analysis of paraffin-embedded mouse stomach tissue slide using KHC2594 (RICTOR IHC Kit).



Immunohistochemical analysis of paraffin-embedded rat adrenal gland tissue slide using KHC2594 (RICTOR IHC Kit).



Immunohistochemical analysis of paraffin-embedded rat stomach tissue slide using KHC2594 (RICTOR IHC Kit).