

IHCeasy[®] DAXX Ready-To-Use IHC Kit

Catalog Number: **KHC1977**

General Information

Sample type:
FFPE tissue
Cited sample type:
Reactivity:
Human, Mouse, Rat
Cited Reactivity:

Assay type:
Immunohistochemistry
Primary antibody type:
Rabbit Polyclonal
Secondary antibody type:
Polymer-HRP-Goat anti-Rabbit

Kit Component

Component	Size	Concentration
Antigen Retrieval Buffer	100 mL	50×
Washing Buffer	100 mL ×2	20×
Blocking Buffer	5 mL	RTU
Primary Antibody	5 mL	RTU
Secondary Antibody	5 mL	RTU
Chromogen Component A	0.2 mL	RTU
Chromogen Component B	4 mL	RTU
Signal Enhancer	5 mL	RTU
Counter Staining Reagent	5 mL	RTU
Mounting Media	5 mL	RTU
Control Slide	1 slide (Optional)	FFPE
Datasheet	1 Copy	
Manual	1 Copy	

Storage Instructions

All the reagents are stored at 2-8°C. The kit is stable for 6 months from the date of receipt.

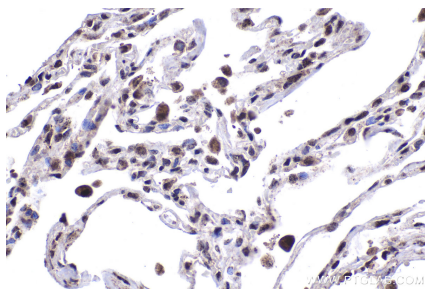
Background

Death associated protein 6 (DAXX) is a ubiquitous protein implicated in various cellular processes such as apoptosis, tumorigenesis, development and transcription. It has been shown to translocate from the nucleus to the cytoplasm under conditions of stress and to activate the Jun N-terminal kinase (JNK) pathway. Somatic mutations of death associated protein (DAXX) have been found in ALT cancers, including pancreatic neuroendocrine (panNET) cancers and glioblastoma multiforme (GBM) cancers.

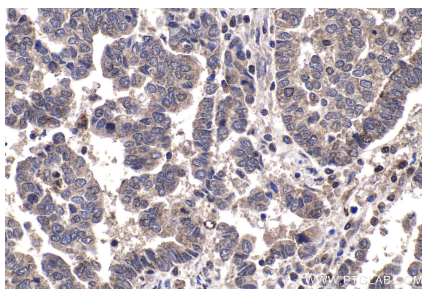
Synonyms

BING2, DAP6, DAXX, EAP1, ETS1 associated protein 1, hDaxx

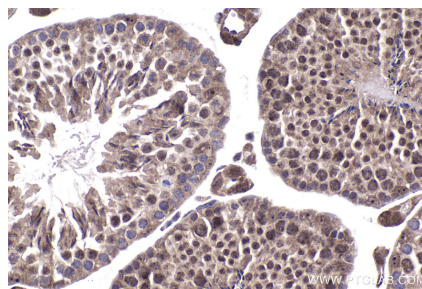
Selected Validation Data



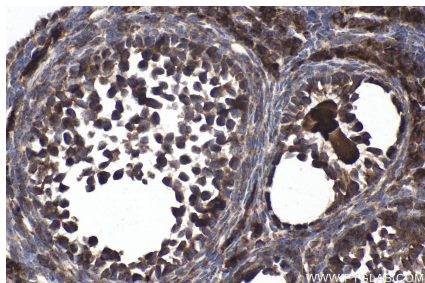
Immunohistochemical analysis of paraffin-embedded human lung tissue slide using KHC1977 (DAXX IHC Kit).



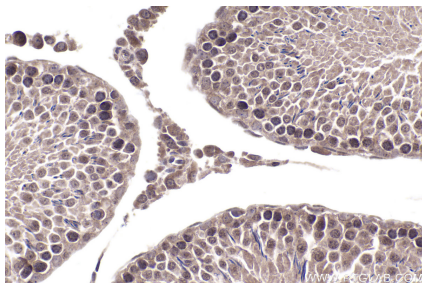
Immunohistochemical analysis of paraffin-embedded human ovary tumor tissue slide using KHC1977 (DAXX IHC Kit).



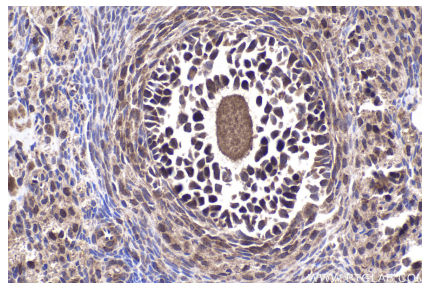
Immunohistochemical analysis of paraffin-embedded mouse testis tissue slide using KHC1977 (DAXX IHC Kit).



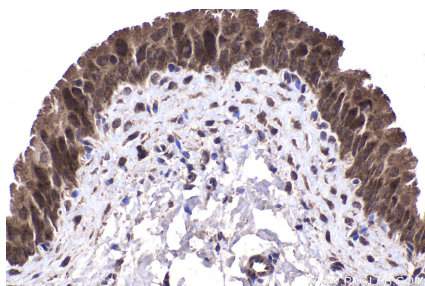
Immunohistochemical analysis of paraffin-embedded mouse ovary tissue slide using KHC1977 (DAXX IHC Kit).



Immunohistochemical analysis of paraffin-embedded rat testis tissue slide using KHC1977 (DAXX IHC Kit).



Immunohistochemical analysis of paraffin-embedded rat ovary tissue slide using KHC1977 (DAXX IHC Kit).



Immunohistochemical analysis of paraffin-embedded rat bladder tissue slide using KHC1977 (DAXX IHC Kit).