

IHCeasy[®] AIFM2 Ready-To-Use IHC Kit

Catalog Number: **KHC1901**

General Information

Sample type:
FFPE tissue
Cited sample type:
Reactivity:
Human, Mouse, Rat
Cited Reactivity:

Assay type:
Immunohistochemistry
Primary antibody type:
Rabbit Polyclonal
Secondary antibody type:
Polymer-HRP-Goat anti-Rabbit

Kit Component

Component	Size	Concentration
Antigen Retrieval Buffer	100 mL	50×
Washing Buffer	100 mL ×2	20×
Blocking Buffer	5 mL	RTU
Primary Antibody	5 mL	RTU
Secondary Antibody	5 mL	RTU
Chromogen Component A	0.2 mL	RTU
Chromogen Component B	4 mL	RTU
Signal Enhancer	5 mL	RTU
Counter Staining Reagent	5 mL	RTU
Mounting Media	5 mL	RTU
Control Slide	1 slide (Optional)	FFPE
Datasheet	1 Copy	
Manual	1 Copy	

Storage Instructions

All the reagents are stored at 2-8°C. The kit is stable for 6 months from the date of receipt.

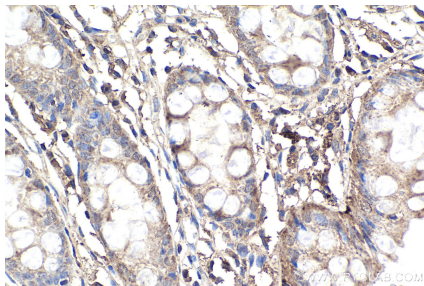
Background

The human AIFM2 protein (also known as FSP1 or AMID) is an apoptosis associated flavoprotein with a 6-hydroxy FAD cofactor. AIFM2 is a NAD(P)H-binding oxidoreductase with some sequence similarities to A1FM1 (formerly known as AIF, Apoptosis Inducing Factor), a mitochondrion-associated enzyme which relocates to the cell nucleus during apoptosis and is considered to be a key player in the progression of cell death.

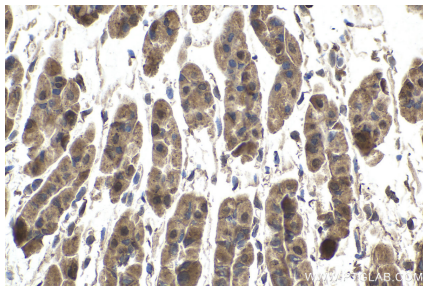
Synonyms

AIFM2, AIFM2/ FSP1, AMID, Apoptosis inducing factor 2, ferroptosis suppressor protein 1, FSP1, p53 responsive gene 3 protein, PRG3, RP11 367H5.2

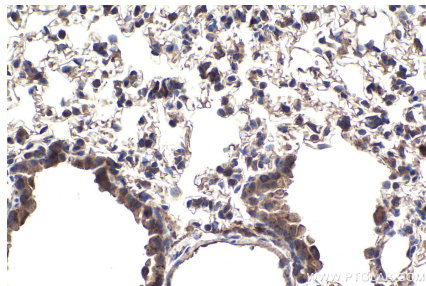
Selected Validation Data



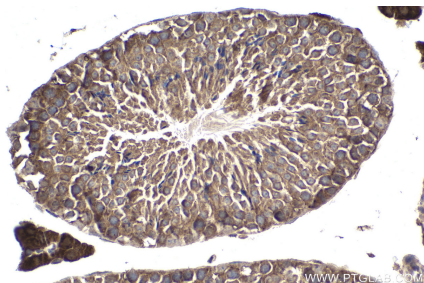
Immunohistochemical analysis of paraffin-embedded human colon tissue slide using KHC1901 (AIFM2 IHC Kit).



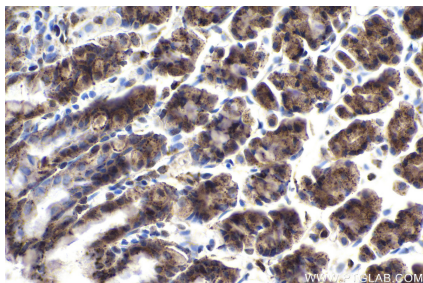
Immunohistochemical analysis of paraffin-embedded mouse stomach tissue slide using KHC1901 (AIFM2 IHC Kit).



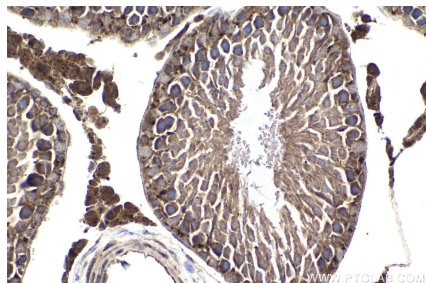
Immunohistochemical analysis of paraffin-embedded mouse lung tissue slide using KHC1901 (AIFM2 IHC Kit).



Immunohistochemical analysis of paraffin-embedded mouse testis tissue slide using KHC1901 (AIFM2 IHC Kit).



Immunohistochemical analysis of paraffin-embedded rat stomach tissue slide using KHC1901 (AIFM2 IHC Kit).



Immunohistochemical analysis of paraffin-embedded rat testis tissue slide using KHC1901 (AIFM2 IHC Kit).