

IHCeasy[®] OXCT1 Ready-To-Use IHC Kit

Catalog Number: **KHC0888**

General Information

Sample type:
FFPE tissue
Cited sample type:
Reactivity:
Human, Mouse, Rat
Cited Reactivity:

Assay type:
Immunohistochemistry
Primary antibody type:
Mouse Monoclonal
Secondary antibody type:
Polymer-HRP-Goat anti-Mouse

Kit Component

Component	Size	Concentration
Antigen Retrieval Buffer	100 mL	50×
Washing Buffer	100 mL ×2	20×
Blocking Buffer	5 mL	RTU
Primary Antibody	5 mL	RTU
Secondary Antibody	5 mL	RTU
Chromogen Component A	0.2 mL	RTU
Chromogen Component B	4 mL	RTU
Signal Enhancer	5 mL	RTU
Counter Staining Reagent	5 mL	RTU
Mounting Media	5 mL	RTU
Control Slide	1 slide (Optional)	FFPE
Datasheet	1 Copy	
Manual	1 Copy	

Storage Instructions

All the reagents are stored at 2-8°C. The kit is stable for 6 months from the date of receipt.

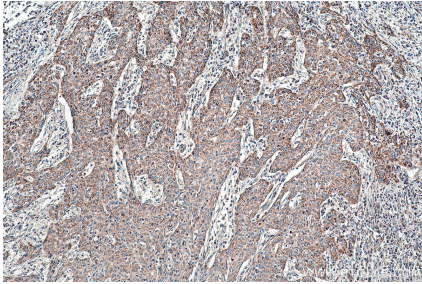
Background

OXCT1 (also known as SCOT), encoded by nuclear gene, is a mitochondrial CoA transferase required for ketone body degradation. It catalyzes the transfer of CoA from succinyl-CoA to acetoacetate, generating acetoacetyl-CoA. OXCT1 is expressed in brain, heart, and skeletal muscle, but not in liver.

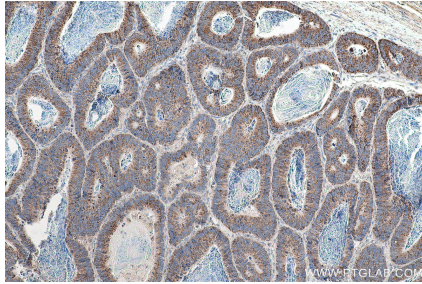
Synonyms

3-oxoacid CoA transferase 1, OXCT, OXCT1, SCOT, SCOT s

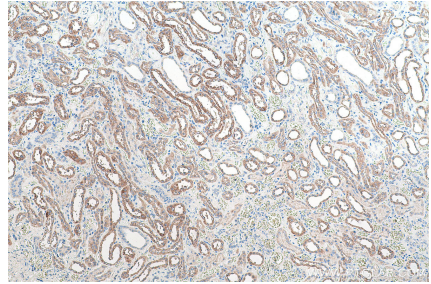
Selected Validation Data



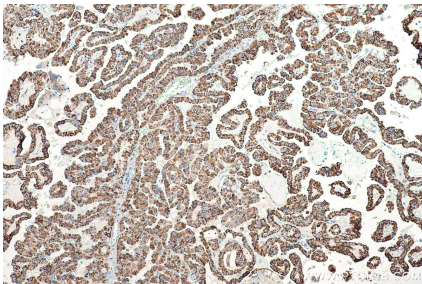
Immunohistochemical analysis of paraffin-embedded human cervical cancer tissue slide using KHC0888 (OXCT1 IHC Kit).



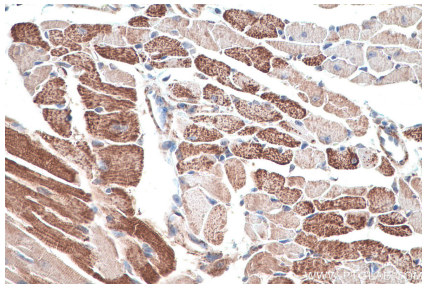
Immunohistochemical analysis of paraffin-embedded human colon cancer tissue slide using KHC0888 (OXCT1 IHC Kit).



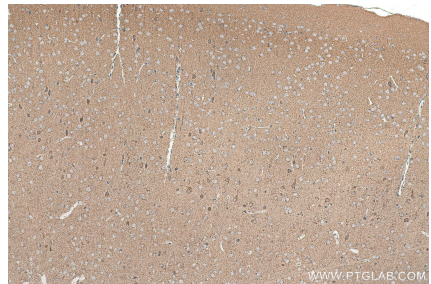
Immunohistochemical analysis of paraffin-embedded human kidney tissue slide using KHC0888 (OXCT1 IHC Kit).



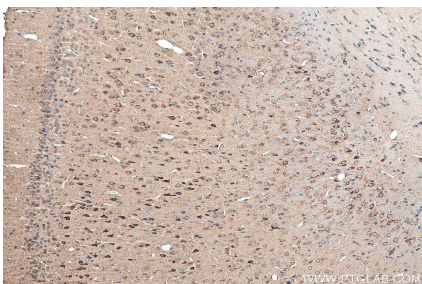
Immunohistochemical analysis of paraffin-embedded human thyroid cancer tissue slide using KHC0888 (OXCT1 IHC Kit).



Immunohistochemical analysis of paraffin-embedded mouse heart tissue slide using KHC0888 (OXCT1 IHC Kit).



Immunohistochemical analysis of paraffin-embedded mouse brain tissue slide using KHC0888 (OXCT1 IHC Kit).



Immunohistochemical analysis of paraffin-embedded rat brain tissue slide using KHC0888 (OXCT1 IHC Kit).