

IHCeasy[®] HNRNPK Ready-To-Use IHC Kit

Catalog Number: **KHC0590**

General Information

Sample type:
FFPE tissue
Cited sample type:
Reactivity:
Human, Mouse, Rat
Cited Reactivity:

Assay type:
Immunohistochemistry
Primary antibody type:
Mouse Monoclonal
Secondary antibody type:
Polymer-HRP-Goat anti-Mouse

Kit Component

Component	Size	Concentration
Antigen Retrieval Buffer	100 mL	50×
Washing Buffer	100 mL ×2	20×
Blocking Buffer	5 mL	RTU
Primary Antibody	5 mL	RTU
Secondary Antibody	5 mL	RTU
Chromogen Component A	0.2 mL	RTU
Chromogen Component B	4 mL	RTU
Signal Enhancer	5 mL	RTU
Counter Staining Reagent	5 mL	RTU
Mounting Media	5 mL	RTU
Control Slide	1 slide (Optional)	FFPE
Datasheet	1 Copy	
Manual	1 Copy	

Storage Instructions

All the reagents are stored at 2-8°C. The kit is stable for 6 months from the date of receipt.

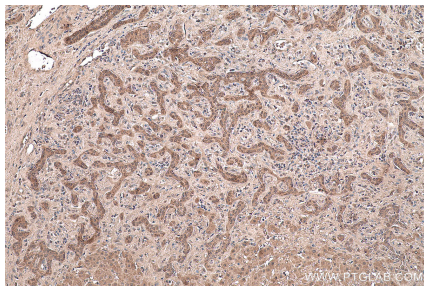
Background

HNRNPK belongs to the heterogeneous nuclear ribonucleoprotein family of 20 proteins that participate in a wide range of key cellular functions involving many of the pathways implicated, disrupted or dysregulated in tumor development and progression. It is also a conserved pre-mRNA-binding protein that is involved in multiple processes of gene expression, including chromatin remodeling, transcription, and mRNA splicing, translation, and stability.

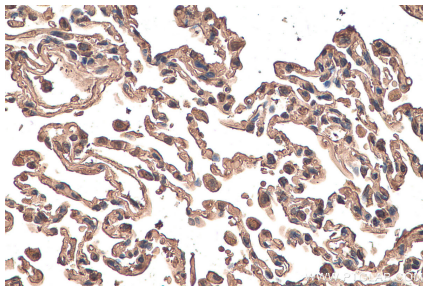
Synonyms

CSBP, FLJ41122, hnRNP K, HNRNPK, HNRPK, TUNP

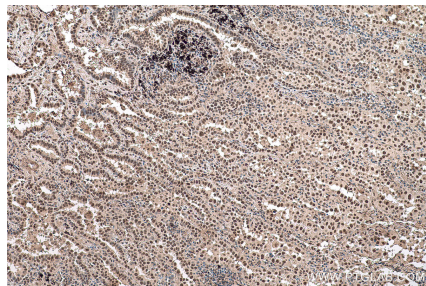
Selected Validation Data



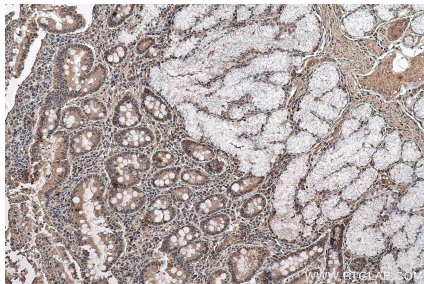
Immunohistochemical analysis of paraffin-embedded human liver cancer tissue slide using KHC0590 (HNRNPK IHC Kit).



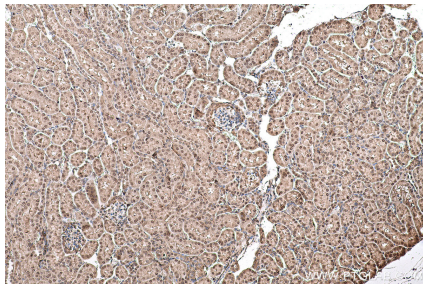
Immunohistochemical analysis of paraffin-embedded human lung tissue slide using KHC0590 (HNRNPK IHC Kit).



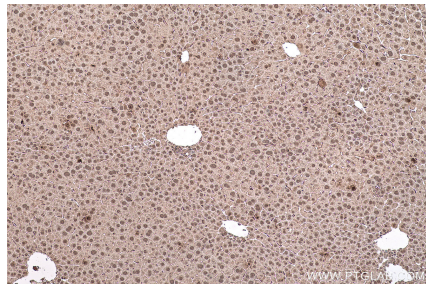
Immunohistochemical analysis of paraffin-embedded human lung cancer tissue slide using KHC0590 (HNRNPK IHC Kit).



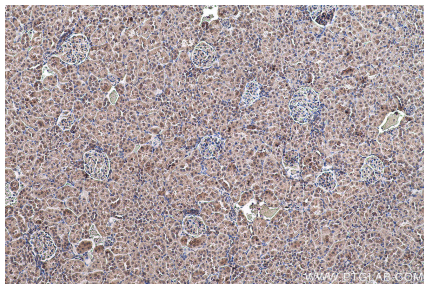
Immunohistochemical analysis of paraffin-embedded human stomach cancer tissue slide using KHC0590 (HNRNPK IHC Kit).



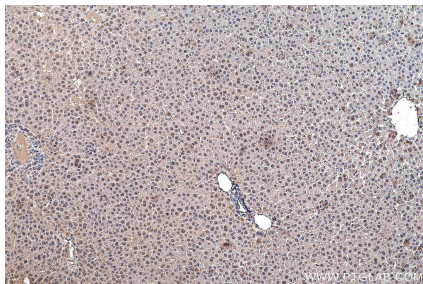
Immunohistochemical analysis of paraffin-embedded mouse kidney tissue slide using KHC0590 (HNRNPK IHC Kit).



Immunohistochemical analysis of paraffin-embedded mouse liver tissue slide using KHC0590 (HNRNPK IHC Kit).



Immunohistochemical analysis of paraffin-embedded rat kidney tissue slide using KHC0590 (HNRNPK IHC Kit).



Immunohistochemical analysis of paraffin-embedded rat liver tissue slide using KHC0590 (HNRNPK IHC Kit).