

IHCeasy[®] GRP94/HSP90B1 Ready-To-Use IHC Kit

Catalog Number: **KHC0531**

General Information

Sample type:
FFPE tissue
Cited sample type:
Reactivity:
Human
Cited Reactivity:

Assay type:
Immunohistochemistry
Primary antibody type:
Mouse Monoclonal
Secondary antibody type:
Polymer-HRP-Goat anti-Mouse

Kit Component

Component	Size	Concentration
Antigen Retrieval Buffer	100 mL	50×
Washing Buffer	100 mL ×2	20×
Blocking Buffer	5 mL	RTU
Primary Antibody	5 mL	RTU
Secondary Antibody	5 mL	RTU
Chromogen Component A	0.2 mL	RTU
Chromogen Component B	4 mL	RTU
Signal Enhancer	5 mL	RTU
Counter Staining Reagent	5 mL	RTU
Mounting Media	5 mL	RTU
Control Slide	1 slide (Optional)	FFPE
Datasheet	1 Copy	
Manual	1 Copy	

Storage Instructions

All the reagents are stored at 2-8°C. The kit is stable for 6 months from the date of receipt.

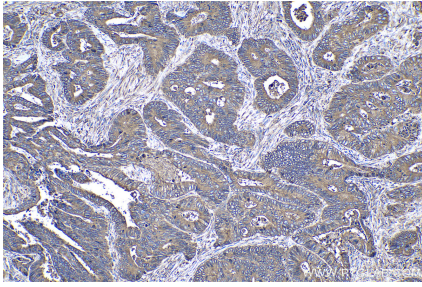
Background

HSP90 proteins are highly conserved molecular chaperones, which normally associate with other cochaperones and play important roles in folding newly synthesized proteins or stabilizing and refolding denatured proteins after stress. HSP90B1 (GP96 or GRP94) is an endoplasmic reticulum paralogue of the cytosolic HSP90. As a major ER chaperone to mediate the UPR and a master chaperone for Toll-like receptors (TLRs), HSP90b1 chaperones peptides to MHC class I molecules of dendritic cells and other antigen-presenting cells, as well as facilitating the assembly of immunoglobulin. The protein is also involved in many other bio-processes. Primary antibody in this kit was generated against the N-terminal region of full-length HSP90b1.

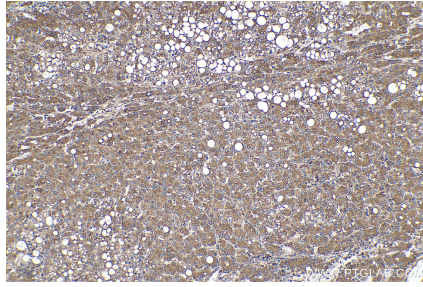
Synonyms

Cell and organelle markers, ECGP, endoplasmic reticulum marker, Endoplasmin, GP96, gp96 homolog, GRP 94, GRP94, HSP90B1, TRA1, Tumor rejection antigen 1

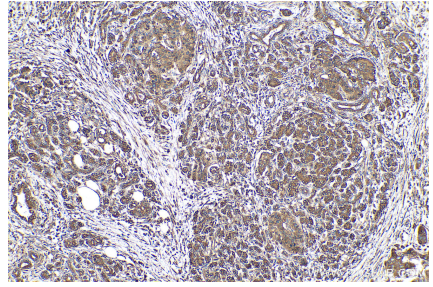
Selected Validation Data



Immunohistochemical analysis of paraffin-embedded human colon cancer tissue slide using KHC0531 (GRP94/HSP90B1 IHC Kit).



Immunohistochemical analysis of paraffin-embedded human liver cancer tissue slide using KHC0531 (GRP94/HSP90B1 IHC Kit).



Immunohistochemical analysis of paraffin-embedded human pancreas cancer tissue slide using KHC0531 (GRP94/HSP90B1 IHC Kit).