

For Research Use Only

# CD70 Monoclonal antibody, PBS Only

Catalog Number: 67749-1-PBS



## Basic Information

Catalog Number:

67749-1-PBS

Concentration:

1mg/ml

Source:

Mouse

Isotype:

IgG1

Immunogen Catalog Number:

AG28070

GenBank Accession Number:

BC000725

GeneID (NCBI):

970

UNIPROT ID:

P32970

Full Name:

CD70 molecule

Calculated MW:

21 kDa

Observed MW:

30 kDa

Purification Method:

Protein G purification

CloneNo.:

1A11A10

## Applications

Tested Applications:

WB, IHC, IF-P, ELISA

Species Specificity:

human

## Background Information

### Storage

Storage:

Store at -80°C.

The product is shipped with ice packs. Upon receipt, store it immediately at -80°C

Storage Buffer:

PBS only, pH7.3

For technical support and original validation data for this product please contact:

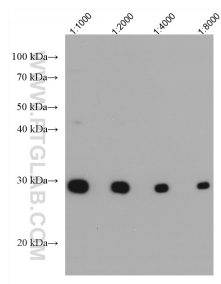
T: 4006900926

E: [Proteintech-CN@ptglab.com](mailto:Proteintech-CN@ptglab.com)

W: [ptgcn.com](http://ptgcn.com)

This product is exclusively available under Proteintech Group brand and is not available to purchase from any other manufacturer.

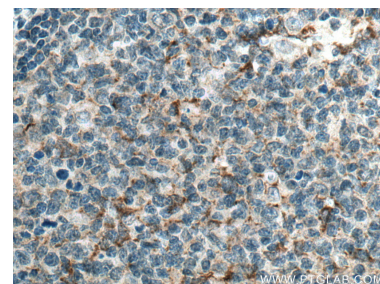
## Selected Validation Data



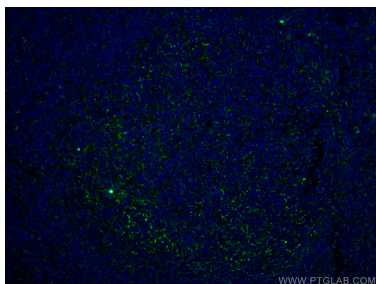
THP-1 cells were subjected to SDS PAGE followed by western blot with 67749-1-Ig (CD70 antibody) at dilution of 1:1000, 2000, 4000 and 8000 incubated at room temperature for 1.5 hours. This data was developed using the same antibody clone with 67749-1-PBS in a different storage buffer formulation.



Immunohistochemical analysis of paraffin-embedded human tonsillitis tissue slide using 67749-1-Ig (CD70 antibody) at dilution of 1:800 (under 10x lens). Heat mediated antigen retrieval with Tris-EDTA buffer (pH 9.0). This data was developed using the same antibody clone with 67749-1-PBS in a different storage buffer formulation.



Immunohistochemical analysis of paraffin-embedded human tonsillitis tissue slide using 67749-1-Ig (CD70 antibody) at dilution of 1:800 (under 40x lens). Heat mediated antigen retrieval with Tris-EDTA buffer (pH 9.0). This data was developed using the same antibody clone with 67749-1-PBS in a different storage buffer formulation.



Immunofluorescent analysis of (4% PFA) fixed human tonsillitis tissue using CD70 antibody (67749-1-Ig, Clone: 1A11A10) at dilution of 1:400 and CoraLite®488-Conjugated AffiniPure Goat Anti-Mouse IgG(H+L). This data was developed using the same antibody clone with 67749-1-PBS in a different storage buffer formulation.