

For Research Use Only

IL-6 Monoclonal antibody

Catalog Number: 66146-1-Ig

Featured Product

235 Publications



Basic Information

Catalog Number:

66146-1-Ig

Concentration:

2000 ug/ml

Source:

Mouse

Isotype:

IgG2b

Immunogen Catalog Number:

AG10646

GenBank Accession Number:

BC015511

GeneID (NCBI):

3569

ENSEMBL Gene ID:

ENSG00000136244

UNIPROT ID:

P05231

Full Name:

interleukin 6 (interferon, beta 2)

Calculated MW:

212 aa, 24 kDa

Observed MW:

24 kDa

Purification Method:

Protein A purification

CloneNo.:

1A3B4

Recommended Dilutions:

WB: 1:1000-1:6000

IF/ICC: 1:400-1:1600

Applications

Tested Applications:

WB, IF/ICC, ELISA

Cited Applications:

WB, IHC, IF, ELISA

Species Specificity:

human

Cited Species:

human, pig, sheep

Positive Controls:

WB : U-87 MG cells, Recombinant protein, Jurkat cells, HUVEC cells

IF/ICC : LPS and Brefeldin A treated HUVEC cells,

Background Information

Interleukin-6 (IL-6) is an interleukin that acts as both a pro-inflammatory and anti-inflammatory cytokine. IL-6 protein is secreted by a variety of cell types including T cells and macrophages as phosphorylated and variably glycosylated molecule. IL-6 plays an essential role in the final differentiation of B-cells into Ig-secreting cells involved in lymphocyte and monocyte differentiation. It induces myeloma and plasmacytoma growth and induces nerve cells differentiation Acts on B-cells, T-cells, hepatocytes, hematopoietic progenitor cells and cells of the CNS. IL-6 is also considered a myokine, a cytokine produced from muscle, and is elevated in response to muscle contraction. IL-6 has been shown to interact with interleukin-6 receptor and glycoprotein 130. Additionally, IL-6 is involved in hematopoiesis, bone metabolism, and cancer progression, and has been defined an essential role in directing transition from innate to acquired immunity.

Notable Publications

Author	Pubmed ID	Journal	Application
Huidong Wang	36249770	Front Pharmacol	IF
Qingtao Meng	34634699	J Hazard Mater	IF
Teresa W-M Fan	36150727	J Immunol	

Storage

Storage:

Store at -20°C. Stable for one year after shipment.

Storage Buffer:

PBS with 0.02% sodium azide and 50% glycerol, pH7.3

Aliquoting is unnecessary for -20°C storage

For technical support and original validation data for this product please contact:

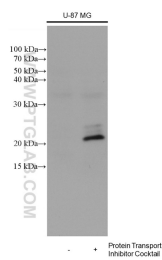
T: 4006900926

E: Proteintech-CN@ptglab.com

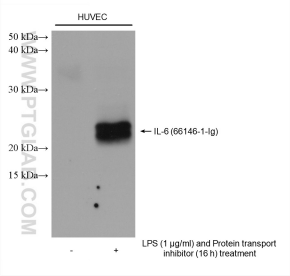
W: ptgcn.com

This product is exclusively available under Proteintech Group brand and is not available to purchase from any other manufacturer.

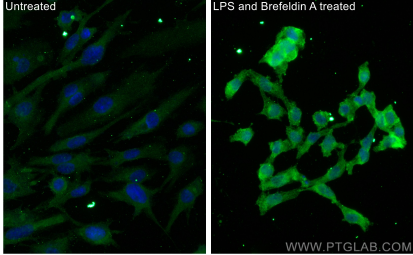
Selected Validation Data



Non-treated and protein transport inhibitor treated U-87 MG cells were subjected to SDS PAGE followed by western blot with 66146-1-Ig (IL-6 antibody) at dilution of 1:3000 incubated at room temperature for 1.5 hours.



Non-treated, LPS and protein transport inhibitor treated HUVEC cells were subjected to SDS PAGE followed by western blot with 66146-1-Ig (IL-6 antibody) at dilution of 1:3000 incubated at room temperature for 1.5 hours.



Immunofluorescent analysis of (-20°C Methanol) fixed LPS and Brefeldin A treated HUVEC cells using IL-6 antibody (66146-1-Ig, Clone: 1A3B4) at dilution of 1:800 and CoraLite®488-Conjugated AffiniPure Goat Anti-Mouse IgG(H+L) (SA00013-1).