

For Research Use Only

Cas9 Polyclonal antibody

Catalog Number: 26758-1-AP

3 Publications



Basic Information

Catalog Number:

26758-1-AP

Concentration:

650 ug/ml

Source:

Rabbit

Isotype:

IgG

Immunogen Catalog Number:

AG25281

GenBank Accession Number:

NP_269215

GeneID (NCBI):

UNIPROT ID:

Q99ZW2

Full Name:

Calculated MW:

160 kDa

Purification Method:

Antigen affinity purification

Recommended Dilutions:

WB: 1:1000-1:8000

IP: 0.5-4.0 ug for 1.0-3.0 mg of total protein lysate

Applications

Tested Applications:

WB, IP, ELISA

Cited Applications:

WB

Species Specificity:

bacteria

Cited Species:

human

Positive Controls:

WB : HeLa cells, A431 cells

IP : HeLa cells,

Background Information

Cas9 (CRISPR associated protein 9) is an RNA-guided DNA endonuclease enzyme associated with the CRISPR (Clustered Regularly Interspaced Short Palindromic Repeats) adaptive immunity system in *Streptococcus pyogenes*. This antibody detects the sp Cas9.

This antibody can recognize Cas9 protein with point mutations, such as dCas9 and nCas9.

Notable Publications

Author	Pubmed ID	Journal	Application
Soohwan Oh	34040254	Nature	WB
Xiaosong Han	40051369	Adv Sci (Weinh)	WB
Jingxuan Li	36721155	Clin Epigenetics	WB

Storage

Storage:

Store at -20°C. Stable for one year after shipment.

Storage Buffer:

PBS with 0.02% sodium azide and 50% glycerol, pH7.3

Aliquoting is unnecessary for -20°C storage

For technical support and original validation data for this product please contact:

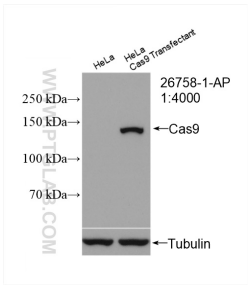
T: 4006900926

E: Proteintech-CN@ptglab.com

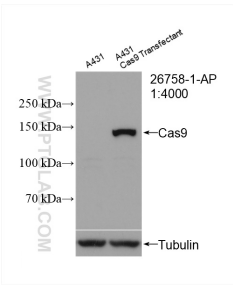
W: ptgcn.com

This product is exclusively available under Proteintech Group brand and is not available to purchase from any other manufacturer.

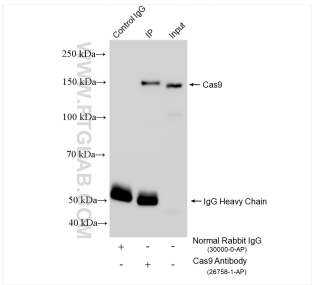
Selected Validation Data



HeLa cells transfected with CRISPR-Cas9 were subjected to SDS PAGE followed by western blot with 26758-1-AP (Cas9 antibody) at dilution of 1:4000 incubated at room temperature for 1.5 hours.



A431 cells transfected with CRISPR-Cas9 were subjected to SDS PAGE followed by western blot with 26758-1-AP (Cas9 antibody) at dilution of 1:4000 incubated at room temperature for 1.5 hours.



IP result of anti-Cas9 (IP:26758-1-AP, 4ug; Detection:26758-1-AP 1:1000) with HeLa cells transfected with CRISPR-Cas9 600 ug.