

For Research Use Only

TRADD Polyclonal antibody

Catalog Number: 15468-1-AP

Featured Product

10 Publications



Basic Information

Catalog Number:

15468-1-AP

Concentration:

500 ug/ml

Source:

Rabbit

Isotype:

IgG

Immunogen Catalog Number:

AG7768

GenBank Accession Number:

BC004491

GeneID (NCBI):

8717

UNIPROT ID:

Q15628

Full Name:

TNFRSF1A-associated via death domain

Calculated MW:

34 kDa

Observed MW:

34 kDa

Purification Method:

Antigen affinity purification

Recommended Dilutions:

WB: 1:500-1:2000

IP: 0.5-4.0 ug for 1.0-3.0 mg of total protein lysate

Applications

Tested Applications:

WB, IP, ELISA

Cited Applications:

WB, IHC, IF, IP

Species Specificity:

human, mouse

Cited Species:

human, mouse

Positive Controls:

WB : HeLa cells, A549 cells, HL-60 cells, Jurkat cells, MCF-7 cells

IP : Jurkat cells,

Background Information

Notable Publications

Author	Pubmed ID	Journal	Application
Jia-Yuan Zhang	34012073	Cell Res	WB
Tian-Ping Chen	33658002	Mol Med	WB
Lijun Dong	35280697	Int J Biol Sci	WB

Storage

Storage:

Store at -20°C. Stable for one year after shipment.

Storage Buffer:

PBS with 0.02% sodium azide and 50% glycerol, pH7.3

Aliquoting is unnecessary for -20°C storage

For technical support and original validation data for this product please contact:

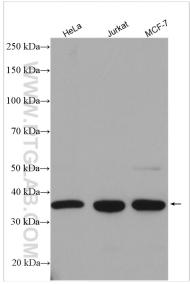
T: 4006900926

E: Proteintech-CN@ptglab.com

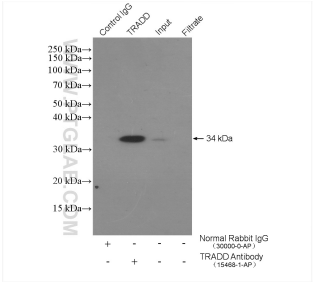
W: ptgcn.com

This product is exclusively available under Proteintech Group brand and is not available to purchase from any other manufacturer.

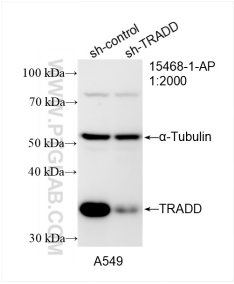
Selected Validation Data



Various lysates were subjected to SDS PAGE followed by western blot with 15468-1-AP (TRADD antibody) at dilution of 1:1000 incubated at room temperature for 1.5 hours.



IP result of anti-TRADD (IP:15468-1-AP, 4ug; Detection:15468-1-AP 1:500) with Jurkat cells lysate 4000 ug.



WB result of TRADD antibody (15468-1-AP; 1:2000; incubated at room temperature for 1.5 hours) with sh-Control and sh-TRADD transfected A549 cells.