

For Research Use Only

CHAC1 Polyclonal antibody

Catalog Number: 15207-1-AP

Featured Product

37 Publications



Basic Information

Catalog Number:

15207-1-AP

Concentration:

450 ug/ml

Source:

Rabbit

Isotype:

IgG

Immunogen Catalog Number:

AG7360

GenBank Accession Number:

BC001847

GeneID (NCBI):

79094

UNIPROT ID:

Q9BUX1

Full Name:

ChaC, cation transport regulator homolog 1 (E. coli)

Calculated MW:

24 kDa

Observed MW:

38 kDa

Purification Method:

Antigen affinity purification

Recommended Dilutions:

WB: 1:500-1:2000

IHC: 1:50-1:500

Applications

Tested Applications:

WB, IHC, ELISA

Cited Applications:

WB, IHC, IF, IP, CoIP

Species Specificity:

human, mouse, rat, hamster

Cited Species:

human, mouse, rat, chicken, yeast

Note-IHC: suggested antigen retrieval with TE buffer pH 9.0; (*) Alternatively, antigen retrieval may be performed with citrate buffer pH 6.0

Positive Controls:

WB : HeLa cells, A549 cells, CHO cells, U-251 cells, C6 cells, RAW 264.7 cells

IHC : human stomach tissue,

Background Information

CHAC1 (Cation transport regulator-like protein 1) was identified in a co-regulated group of genes enriched for components of the ATF4 (activating transcription factor 4) arm of the unfolded protein response pathway. CHAC1 is a proapoptotic ER stress protein downstream of the pancreatic EIF2 α kinase-ATF4 pathway that appears to be important for human physiology and disease (PMID: 19109178). In addition, the study found that high CHAC1 expression is associated with a bad prognosis hinting that CHAC1 may have a possible prognostic significance in breast cancer (PMID: 35930144). The predicted molecular weight of CHAC1 is 24 kDa, and the molecular weight detected by Proteintech is 38 kDa.

Notable Publications

Author	Pubmed ID	Journal	Application
Xiong Yuyun	32910715	Innate Immun	WB
Xiaoli Zhang	34688836	Free Radic Biol Med	WB
Deng Li	33728749	J Cell Mol Med	WB, IHC

Storage

Storage:

Store at -20°C. Stable for one year after shipment.

Storage Buffer:

PBS with 0.02% sodium azide and 50% glycerol, pH7.3

Aliquoting is unnecessary for -20°C storage

For technical support and original validation data for this product please contact:

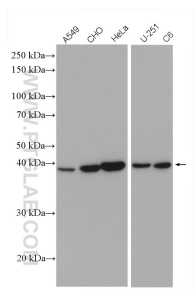
T: 4006900926

E: Proteintech-CN@ptglab.com

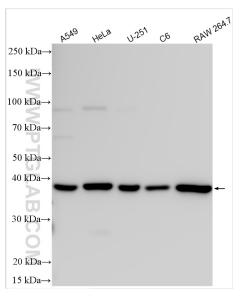
W: ptgcn.com

This product is exclusively available under Proteintech Group brand and is not available to purchase from any other manufacturer.

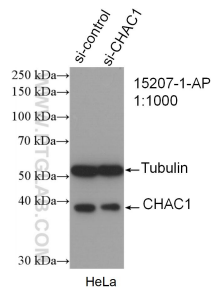
Selected Validation Data



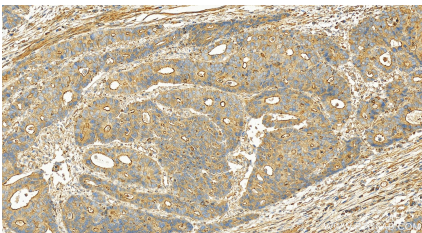
Various lysates were subjected to SDS PAGE followed by western blot with 15207-1-AP (CHAC1 antibody) at dilution of 1:600 incubated at room temperature for 1.5 hours.



Various lysates were subjected to SDS PAGE followed by western blot with 15207-1-AP (CHAC1 antibody) at dilution of 1:1000 incubated at room temperature for 1.5 hours.



WB result of CHAC1 antibody (15207-1-AP; 1:1000; incubated at room temperature for 1.5 hours) with sh-Control and sh-CHAC1 transfected HeLa cells.



Immunohistochemical analysis of paraffin-embedded human stomach tissue slide using 15207-1-AP (CHAC1 antibody) at dilution of 1:200 (under 20x lens). Heat mediated antigen retrieval with Tris-EDTA buffer (pH 9.0).