

For Research Use Only

# YWHAZ Polyclonal antibody

Catalog Number: 14881-1-AP

Featured Product

24 Publications



## Basic Information

Catalog Number:

14881-1-AP

Concentration:

600 ug/ml

Source:

Rabbit

Isotype:

IgG

Immunogen Catalog Number:

AG6654

GenBank Accession Number:

BC003623

GeneID (NCBI):

7534

UNIPROT ID:

P63104

Full Name:

tyrosine 3-monooxygenase/tryptophan 5-monooxygenase activation protein, zeta polypeptide

Calculated MW:

28 kDa

Observed MW:

28-30 kDa

Purification Method:

Antigen affinity purification

Recommended Dilutions:

WB: 1:1000-1:8000

IHC: 1:400-1:1600

## Applications

Tested Applications:

WB, IHC, ELISA

Cited Applications:

WB, IHC, IF, IP, CoIP

Species Specificity:

human, mouse, rat

Cited Species:

human, mouse, rat

**Note-IHC: suggested antigen retrieval with TE buffer pH 9.0; (\*) Alternatively, antigen retrieval may be performed with citrate buffer pH 6.0**

Positive Controls:

WB : SH-SY5Y cells, Jurkat cells, Raji cells, mouse brain tissue, rat brain tissue, NIH/3T3 cells

IHC : human skin cancer tissue, mouse brain tissue

## Background Information

YWHAZ (also known as 14-3-3 zeta) is a member of 14-3-3 proteins which were the first phosphoserine/phosphothreonine-binding proteins to be discovered. 14-3-3 family members interact with a wide spectrum of proteins and possess diverse functions. Mammals express seven distinct 14-3-3 isoforms (gamma, epsilon, beta, zeta, sigma, theta, tau) that form multiple homo- and hetero- dimers. 14-3-3 proteins display the highest expression levels in the brain, and have been implicated in several neurodegenerative diseases, including Alzheimer's disease and amyotrophic lateral sclerosis. This antibody was raised against the full-length YWHAZ.

## Notable Publications

Author	Pubmed ID	Journal	Application
Zhenxing Zhang	35662396	Mol Cell	WB
Marija Sajic	33785643	J Neurosci	WB
Xiuying Zhong	28325773	EMBO Rep	WB

## Storage

Storage:

Store at -20°C. Stable for one year after shipment.

Storage Buffer:

PBS with 0.02% sodium azide and 50% glycerol, pH7.3

Aliquoting is unnecessary for -20°C storage

For technical support and original validation data for this product please contact:


T: 4006900926

E: [Proteintech-CN@ptglab.com](mailto:Proteintech-CN@ptglab.com)

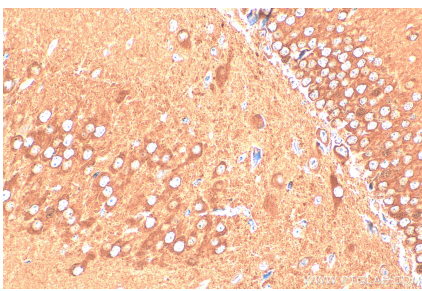
W: [ptgcn.com](http://ptgcn.com)

**This product is exclusively available under Proteintech Group brand and is not available to purchase from any other manufacturer.**

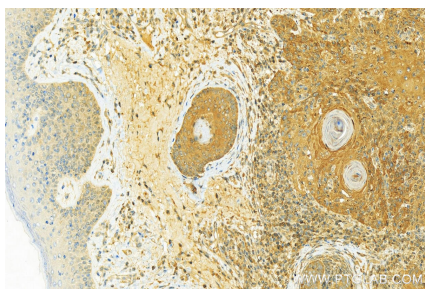
Selected Validation Data



Various lysates were subjected to SDS PAGE followed by western blot with 14881-1-AP (YWHAZ antibody) at dilution of 1:4000 incubated at room temperature for 1.5 hours.



Immunohistochemical analysis of paraffin-embedded mouse brain tissue slide using 14881-1-AP (YWHAZ antibody) at dilution of 1:1000 (under 40x lens). Heat mediated antigen retrieval with Tris-EDTA buffer (pH 9.0).



Immunohistochemical analysis of paraffin-embedded skin cancer slide using 14881-1-AP (YWHAZ antibody) at dilution of 1:800 (under 20x lens). Heat mediated antigen retrieval with Tris-EDTA buffer (pH 9.0).