

For Research Use Only

CX3CR1 Polyclonal antibody

Catalog Number: 13885-1-AP

Featured Product

43 Publications



Basic Information

Catalog Number:

13885-1-AP

Concentration:

600 µg/ml

Source:

Rabbit

Isotype:

IgG

Immunogen Catalog Number:

AG4149

GenBank Accession Number:

BC028078

GeneID (NCBI):

1524

UNIPROT ID:

P49238

Full Name:

chemokine (C-X3-C motif) receptor 1

Calculated MW:

40 kDa

Observed MW:

44-47 kDa

Purification Method:

Antigen affinity purification

Recommended Dilutions:

WB: 1:1000-1:4000

IP: 0.5-4.0 µg for 1.0-3.0 mg of total protein lysate

Applications

Tested Applications:

WB, IP, ELISA

Cited Applications:

WB, IHC, IF, IP, CoIP, Cell treatment

Species Specificity:

human

Cited Species:

human, mouse, rat, zebrafish

Positive Controls:

WB : HeLa cells, HL-60 cells, HEK-293 cells, SH-SY5Y cells, U-937 cells, K-562 cells

IP : SH-SY5Y cells,

Background Information

CX3CR1, also known as GPR13, V28 and fractalkine receptor, belongs to the 7-transmembrane G protein-coupled receptor (GPCR) family. It is expressed on microglia, astrocytes, NK cells, monocytes/macrophages, and a subpopulation of T cells. CX3CR1 is the receptor for fractalkine (CX3CL1) and mediates both its adhesive and migratory functions. It also acts as coreceptor with CD4 for HIV-1 virus envelope protein (in vitro), and some variations in the gene of CX3CR1 lead to increased susceptibility to HIV-1 infection and rapid progression to AIDS. Defects in CX3CR1 are a cause of susceptibility to age-related macular degeneration type 12 (ARMD12).

Notable Publications

Author	Pubmed ID	Journal	Application
Jie Li	34561797	Environ Sci Pollut Res Int	WB
Haiyuan Liu	32980177	Gastroenterol Hepatol	WB
Ricardo Bonfante	30248434	Neuroscience	IHC

Storage

Storage:

Store at -20°C. Stable for one year after shipment.

Storage Buffer:

PBS with 0.02% sodium azide and 50% glycerol, pH7.3

Aliquoting is unnecessary for -20°C storage

For technical support and original validation data for this product please contact:

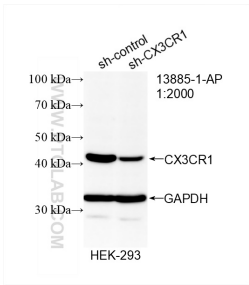
T: 4006900926

E: Proteintech-CN@ptglab.com

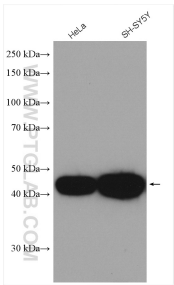
W: ptgcn.com

This product is exclusively available under Proteintech Group brand and is not available to purchase from any other manufacturer.

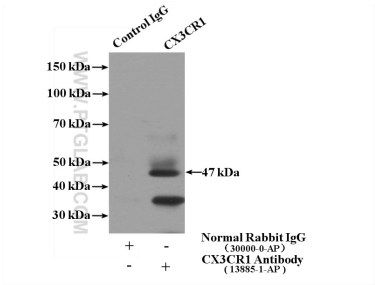
Selected Validation Data



WB result of CX3CR1 antibody (13885-1-AP; 1:2000; incubated at room temperature for 1.5 hours) with sh-Control and sh-CX3CR1 transfected HEK-293 cells.



Various lysates were subjected to SDS PAGE followed by western blot with 13885-1-AP (CX3CR1 antibody) at dilution of 1:2000 incubated at room temperature for 1.5 hours.



IP result of anti-CX3CR1 (IP:13885-1-AP, 4ug; Detection:13885-1-AP 1:1000) with SH-SY5Y cells lysate 1600ug.