

For Research Use Only

# IFITM2 Polyclonal antibody

Catalog Number: 12769-1-AP

Featured Product

43 Publications



## Basic Information

### Catalog Number:

12769-1-AP

### Concentration:

350 ug/ml

### Source:

Rabbit

### Isotype:

IgG

### Immunogen Catalog Number:

AG3451

### GenBank Accession Number:

BC009696

### GeneID (NCBI):

10581

### UNIPROT ID:

Q01629

### Full Name:

interferon induced transmembrane protein 2 (1-8D)

### Calculated MW:

132 aa, 15 kDa

### Observed MW:

15-17 kDa

### Purification Method:

Antigen affinity purification

### Recommended Dilutions:

WB 1:2000-1:10000

IP 0.5-4.0 ug for 1.0-3.0 mg of total protein lysate

IHC 1:20-1:200

IF/ICC 1:50-1:500

## Applications

### Tested Applications:

WB, IHC, IF/ICC, IP, ELISA

### Cited Applications:

WB, IHC, IF, IP

### Species Specificity:

human, mouse

### Cited Species:

human, mouse, pig

**Note-IHC: suggested antigen retrieval with TE buffer pH 9.0; (\*) Alternatively, antigen retrieval may be performed with citrate buffer pH 6.0**

### Positive Controls:

WB : A549 cells, HepG2 cells, SKOV-3 cells, MCF-7 cells

IP : HepG2 cells,

IHC : human breast cancer tissue, mouse brain tissue

IF/ICC : HeLa cells,

## Background Information

IFITM2, also named as 1-8D, belongs to the CD225 family. It is an IFN-induced antiviral protein that mediates cellular innate immunity to at least three major human pathogens, namely influenza A H1N1 virus, West Nile virus (WNV), and dengue virus, by inhibiting the early steps of replication. IFITM2 induces cell cycle arrest and mediates apoptosis by caspase activation and in p53-independent manner. It is overexpressed in colon carcinoma. IFITM2 is a novel pro-apoptotic gene that will provide new insights into the regulated cellular pathways to death. IFITM proteins are recently identified as viral restriction factors that inhibit infection mediated by the influenza A virus (IAV) hemagglutinin (HA) protein. Also they serve as important components of the innate immune system to restrict HIV-1 infection. Catalog# 12769-1-AP is a rabbit polyclonal antibody produced with full-length of human IFITM2.

## Notable Publications

Author	Pubmed ID	Journal	Application
Florian Wensch	25256397	Viruses	WB
Wei Zhang	25228491	J Gen Virol	WB, IF
Jinsun Kim	33209202	Anim Cells Syst (Seoul)	WB

## Storage

### Storage:

Store at -20°C. Stable for one year after shipment.

### Storage Buffer:

PBS with 0.02% sodium azide and 50% glycerol, pH7.3

Aliquoting is unnecessary for -20°C storage

For technical support and original validation data for this product please contact:

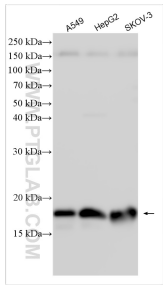
T: 4006900926

E: [Proteintech-CN@ptglab.com](mailto:Proteintech-CN@ptglab.com)

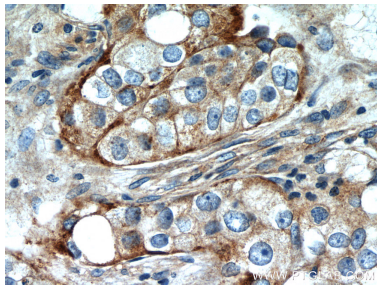
W: [ptgcn.com](http://ptgcn.com)

**This product is exclusively available under Proteintech Group brand and is not available to purchase from any other manufacturer.**

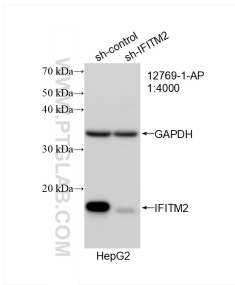
Selected Validation Data



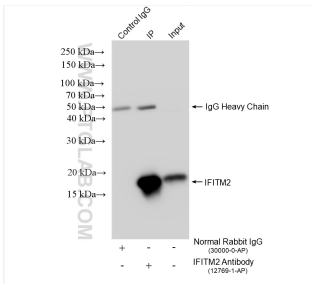
Various lysates were subjected to SDS PAGE followed by western blot with 12769-1-AP (IFITM2 antibody) at dilution of 1:5000 incubated at room temperature for 1.5 hours.



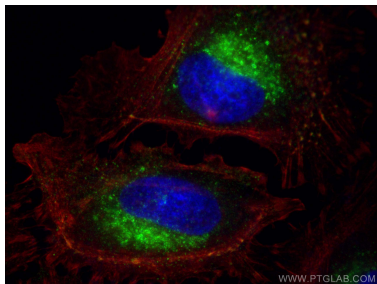
Immunohistochemical analysis of paraffin-embedded human breast cancer slide using 12769-1-AP (IFITM2 Antibody) at dilution of 1:50.



WB result of IFITM2 antibody (12769-1-AP; 1:4000; incubated at room temperature for 1.5 hours) with sh-Control and sh-IFITM2 transfected HepG2 cells.



IP result of anti-IFITM2 (IP:12769-1-AP, 4ug; Detection:12769-1-AP 1:3000) with HepG2 cells lysate 1000 ug.



Immunofluorescent analysis of (-20°C Ethanol) fixed HeLa cells using IFITM2 antibody (12769-1-AP) at dilution of 1:200 and Multi-rAb Coralite® Plus 488-Goat Anti-Rabbit Recombinant Secondary Antibody (H+L) (RGAR002), CL594-phalloidin (red).