

For Research Use Only

TIP60/KAT5 Polyclonal antibody

Catalog Number: 10827-1-AP

Featured Product

31 Publications



Basic Information

Catalog Number:

10827-1-AP

Concentration:

800 µg/ml

Source:

Rabbit

Isotype:

IgG

Immunogen Catalog Number:

AG1261

GenBank Accession Number:

BC000166

GeneID (NCBI):

10524

UNIPROT ID:

Q92993

Full Name:

K(lysine) acetyltransferase 5

Calculated MW:

60 kDa

Observed MW:

58 kDa, 70 kDa

Purification Method:

Antigen affinity purification

Recommended Dilutions:

WB: 1:500-1:2000

IHC: 1:20-1:200

Applications

Tested Applications:

WB, IHC, ELISA

Cited Applications:

WB, IHC, IF, IP, ChIP

Species Specificity:

human, mouse, rat

Cited Species:

human, mouse, rat

Note-IHC: suggested antigen retrieval with TE buffer pH 9.0; (*) Alternatively, antigen retrieval may be performed with citrate buffer pH 6.0

Positive Controls:

WB: PC-3 cells, rat liver tissue, HepG2 cells, Jurkat cells, HeLa cells, mouse liver tissue

IHC: human prostate cancer tissue,

Background Information

KAT5, also named as The histone acetyltransferase (HAT) Tat interactive protein 60 kD belongs to the MYST protein family that contains atypical zinc finger and histone acetyltransferase domains. Also, KAT5 contains a chromodomain. KAT5 is a catalytic subunit of the NuA4 histone acetyltransferase complex. The NuA4 HAT complex plays a role in transcriptional activation of select genes mainly by acetylation of nucleosomal histone H4 and H2A, which influence nucleosome-DNA interaction and promotes interaction of the modified histones with other proteins that could regulate transcription positively. This complex also involves in the activation of transcriptional programs associated with oncogene and proto-oncogene mediated growth induction, tumor suppressor mediated growth arrest and replicative senescence, DNA repair and apoptosis. KAT5 exists some isoforms with MV 53-60 kDa

Notable Publications

| Author | Pubmed ID | Journal | Application |
|----------------|-----------|----------------------|-------------|
| Xiaoqing Zhang | 34572918 | Cancers (Basel) | IHC |
| Yaodong Zhang | 30308494 | Cell Physiol Biochem | WB |
| Hameed Akbar | 36190325 | J Mol Cell Biol | IF, IP |

Storage

Storage:

Store at -20°C. Stable for one year after shipment.

Storage Buffer:

PBS with 0.02% sodium azide and 50% glycerol, pH7.3

Aliquoting is unnecessary for -20°C storage

For technical support and original validation data for this product please contact:

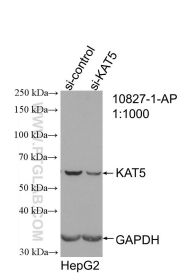
T: 4006900926

E: Proteintech-CN@ptglab.com

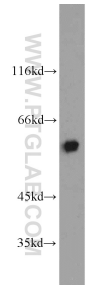
W: ptgcn.com

This product is exclusively available under Proteintech Group brand and is not available to purchase from any other manufacturer.

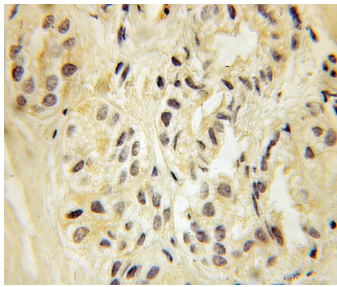
Selected Validation Data



WB result of KAT5 antibody (10827-1-AP; 1:1000; incubated at room temperature for 1.5 hours) with sh-Control and sh-KAT5 transfected HepG2 cells.



PC-3 cells were subjected to SDS PAGE followed by western blot with 10827-1-AP (KAT5 antibody) at dilution of 1:1000 incubated at room temperature for 1.5 hours.



Immunohistochemical analysis of paraffin-embedded human prostate cancer using 10827-1-AP (KAT5 antibody) at dilution of 1:100 (under 10x lens).